

## FALLINGS PARK PRIMARY SCHOOL CURRICULUM FOR WRITING YEAR 2







- All new vocabulary will be displayed on Working Walls in the classroom environment.
- WAGOLL to use for whole class teaching demonstrating the skills and vocabulary expectations.

- Learning is progressive and therefore texts and skills need to be taught in chronological order.
- New ambitious vocabulary will be introduced and pre taught by staff weekly using a range of adjectives, verbs, nouns, adverbs.

### Autumn 1

#### Science – Bulb planting.

#### Geography- Let's explore the world.



<b>Text and Genre</b>	 <p style="text-align: center;">Retell- Lost and Found</p>	 <p style="text-align: center;">Retell - The Way Home for Wolf</p>	 <p style="text-align: center;">Retell- The Great Explorer</p>	 <p style="text-align: center;">The Great explorer Instructions</p>	 <p style="text-align: center;">Retell- Space Tortoise</p>	 <p style="text-align: center;">Instructions for planting bulbs</p>
<b>Y2 Genre Progression</b>	May create a story map or use pictures as prompts. Description of the character and setting.	May create a story map or use pictures as prompts. Description of the character and setting.	May create a story map or use pictures as prompts. Description of the character and setting.	Title with question. What you need. Introduction with a question. Command sentence / Imperative verbs as openers. -ly adverb at the start of the sentence Top tip / warning. Link to fictional writing.	May create a story map or use pictures as prompts. Description of the character and setting.	Title with question. What you need. Introduction with a question. Command sentence / Imperative verbs as openers. -ly adverb at the start of the sentence Top tip / warning. Link to fictional writing.
<b>Handwriting – Lower case letters are the same height.</b>						
<b>Year 2 Grammar and Punctuation</b>	Consolidation of Year 1 skills. Time openers/openers. ? ! 'and'	Consolidation of Year 1 skills. Time openers/openers. ? ! 'and' Use an expanded noun phrase (noun phrase) using one or more adjectives.	Use a wider range of openers at the start of my sentences.	Use a question in non-fiction writing. Use when and <b>if</b> as openers/at the start of a sentence. Recognise and write a command sentence with an imperative (bossy) verb and punctuate it with an exclamation mark or a full stop.	Use commas in a list (to list nouns in a sentence).	Use a question in non-fiction writing. Use when and <b>if</b> as openers/at the start of a sentence. Recognise and write a command sentence with an imperative (bossy) verb and punctuate it with an exclamation mark or a full stop.
<b>Year 2 Spelling</b>						

FALLINGS PARK PRIMARY SCHOOL CURRICULUM FOR WRITING YEAR 2

Autumn 2






Science – Animals and their offspring/healthy Eating

History- Movers and shakers.

Text and Genre	 <p>Retell- The way back home</p>	 <p>Retell- Marcus Rashford</p>	 <p>Informal Letter To Marcus Rashford</p>	 <p>Retell – The Snowman</p>	<p><b>Independent Writing Assessment Unit</b></p>	 <p>Riddles- Christmas theme</p>
Y2 Genre Progression	<p>May create a story map or use pictures as prompts. Description of the character and setting.</p>	<p>Chronological events. 5w's to introduce. Use proper nouns. Emotions to describe feelings (I was excited when...), Final statement (My favourite part was...), Details to interest the reader. Exclamative sentence to close.</p>	<p>Address and date (Given). Greeting (From a choice). Past tense. Introduction (why you are writing). More details. Final sentence written in the present tense (what the sender wants the recipient to do next). Signing off (given). Personal thoughts and feelings. Informal (use contractions).</p>	<p>May create a story map or use pictures as prompts. Description of the character and setting.</p>		<p>What am I? Openers New clue, new line. Present tense. , but Conjunctions – and, that, When, If, or, because. Tease the reader. Commas in a list. Adjectives</p>
<b>Handwriting –Lower case letters are the same height.</b>						
Year 2 Grammar and Punctuation	<p>Use a wider range of exciting openers and use an exclamation mark at the end of an exciting sentence.</p>	<p>Use when and <b>if</b> as openers/at the start of a sentence. (Conjunction 'when' used at the start of the sentence. )</p>	<p>Use a wider range of question openers and end with a question mark.</p>	<p>Use the conjunctions 'because', 'that' and 'and' in fiction writing.</p>		<p>Use the present and past tense correctly. (Might be able to use the conjunction 'or')</p>
Year 2 Spelling						

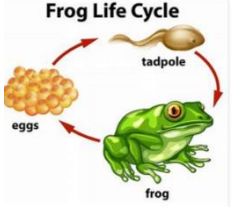




FALLINGS PARK PRIMARY SCHOOL CURRICULUM FOR WRITING YEAR 2

Spring 1

		Geography- Coastlines		Science-Living Things and their Habitats	
<b>Text and Genre</b>	 Retell- The Storm Whale	 Diary Entry- Clean Up	 Retell – Sharing a Shell	 Lighthouse Keeper's Lunch- Diary Entry as a seagull	 Non- Chronological Report Aspects of the Beach
<b>Year 2 Genre Progression</b>	May create a story map or use pictures as prompts. Description of the character and setting.	Dear Diary and date. Add in private / secret thoughts and feelings. First person (I, We, My). Openers, Past tense. Use time adverbials to show when things happened. Chronological order. Simple conclusion looks ahead to the future (future tense using the conjunction 'If') and includes a rhetorical question. Informal language (contractions).	May create a story map or use pictures as prompts. Description of the character and setting.	Dear Diary and date. Add in private / secret thoughts and feelings. First person (I, We, My). Openers, Past tense. Use time adverbials to show when things happened. Chronological order. Simple conclusion looks ahead to the future (future tense using the conjunction 'If') and includes a rhetorical question. Informal language (contractions).	Title. Introduction. Include question. Subheadings (given). Paragraphs (from given structure). Ending/closing sentence. Scientific/technical language.
<b>Handwriting- Start using some of the diagonal strokes to join letters.</b>					
<b>Year 2 Grammar and Punctuation</b>	Recognise and write an exclamative sentence using <b>What</b> or <b>How</b> .	I can use an apostrophe to show contraction in my written work.	Use the conjunction 'but'.	Use commas in a list (to list adjectives in a sentence).	Use the conjunctions 'because', 'that' and 'and' in non-fiction writing.
<b>Year 2 Spelling</b>					

FALLINGS PARK PRIMARY SCHOOL CURRICULUM FOR WRITING YEAR 2

Spring 2






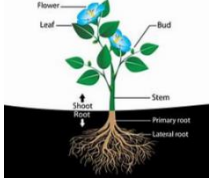
Geography- Coastline			Science – Living and their Habitats			
Text and Genre	 <p><b>Frog Life Cycle</b></p> <p>eggs tadpole frog</p>	 <p>SAVE OUR SEAS SOMEBODY SWALLOWED STANLEY SARAH ROBERTS Illustrated by HANNAH PECK</p>	 <p>THE LUMBERJACK'S BEARD DUNCAN BEEDIE</p>		<p><b>Independent Writing Assessment Unit</b></p>	 <p>THE MOUSEHOLE CAT By Antonia Barber and Nicola Bayley Narrated by Lisa Phillips • Music by Ben Hooper</p>
	<p>Trip to the Wild Side Explanation-Life Cycle of a frog Tadpole's Promise as a hook</p>	<p>Retell- Somebody swallowed Stanley</p>	<p>Retell- The lumberjack's beard</p>	<p>Character description The witch from Hansel and Gretel</p>		<p>Retell – The Mousehole Cat (Possible choice with a longer half term. )</p>
Year 2 Genre Progression	<p>Title. Brief introduction. scientific language. Subheadings provided by the teacher. Paragraphs. Facts and appropriate order.</p>	<p>May create a story map or use pictures as prompts. Description of the character and setting.</p>	<p>May create a story map or use pictures as prompts. Description of the character and setting.</p>	<p>Present tense. Separate character description. Describe how the character looks using adjectives and simple similes. Use because / when to describe their personality and actions. Use an I in an exciting sentence. Include how other characters feel about the character I am describing. Say what I like / dislike about the character. Select effective vocabulary and up level. Begin to experiment with word order in sentence structure. -ly adverbs to describe how an action was performed.</p>	<p>May create a story map or use pictures as prompts. Description of the character and setting.</p>	
	<b>Handwriting- Start using some of the diagonal strokes to join letters.</b>					
Year 2 Grammar and Punctuation	<p>Use the conjunctions 'because', 'that' and 'and' in non-fiction writing.</p>	<p>Consolidation of Skills</p>	<p>Consolidation of skills.</p>	<p>Add the suffix -ly to change a word from an adjective to an adverb and use as a sentence opener.</p>	<p>Consolidation of skills.</p>	
Year 2 Spelling						

FALLINGS PARK PRIMARY SCHOOL CURRICULUM FOR WRITING YEAR 2

Summer 1

History-Magnificent Monarchs

Science- Plants





Text and Genre		History-Magnificent Monarchs		Science- Plants		
	 <p>Retell- Jack and the Beanstalk Retell</p>	 <p>Recount of King and Queen's Workshop Day</p>	 <p>Instructions- How to get Elizabeth ready in the morning.</p>	 <p>Retell- Greta and the Giants</p>	 <p>Riddle on a King or a Queen</p>	 <p>Explanation- Pars of a plant and their functions.</p>
Year 2 Genre Progression	<p>May create a story map or use pictures as prompts. Description of the character and setting.</p>	<p>Chronological events. 5w's to introduce. Use proper nouns. Emotions to describe feelings (I was excited when....). Final statement (My favourite part was...). Details to interest the reader. Exclamative sentence to close.</p>	<p>Title with question. What you need. Introduction with a question. Command sentence / Imperative verbs as openers. -ly adverb at the start of the sentence Top tip / warning. Link to fictional writing.</p>	<p>May create a story map or use pictures as prompts. Description of the character and setting.</p>	<p>What am I? Openers New clue, new line. Present tense. , but Conjunctions – and, that, When, If, or, because. Tease the reader. Commas in a list. Adjectives</p>	<p>Title. Brief introduction. scientific language. Subheadings provided by the teacher. Paragraphs. Facts and appropriate order.</p>
<b>Handwriting- Start to join handwriting.</b>						
Year 2 Grammar and Punctuation	<p>Use a comma to separate adjectives when describing a noun.</p>	<p>Use an apostrophe to show singular possession.</p>	<p>Revision- Use when and if as openers/at the start of a sentence.</p>	<p>To use effective word choices and create a list of adjectives to describe a noun.</p>	<p>Use the conjunction 'or'.</p>	<p>Use an apostrophe to show singular possession.</p>
Year 2 Spelling						

FALLINGS PARK PRIMARY SCHOOL CURRICULUM FOR WRITING YEAR 2

Summer 2

Science- Everyday Materials

History – Magnificent Monarch

Text and Genre			<b>Independent Writing Assessment Unit</b>			
	Retell- The Emperor's New Clothes	Alternative to The Three Little Pigs- Could be done as a diary from the point of view of the wolf.		Letter to Blue Peter to gain Silver Blue Peter kindness badge. Making things for Residential Home.	Retell The Owl who was Afraid of the Dark.	
Year 2 Genre Progression	May create a story map or use pictures as prompts. Description of the character and setting.	May create a story map or use pictures as prompts. Description of the character and setting.		Address and date (Given). Greeting (From a choice). Past tense. Introduction (why you are writing). More details. Final sentence written in the present tense (what the sender wants the recipient to do next). Signing off (given). Personal thoughts and feelings. Informal (use contractions).	May create a story map or use pictures as prompts. Description of the character and setting.	
<b>Handwriting- Start to join handwriting.</b>						
	Consolidation of previously taught skills.	Write in the progressive past tense.		Write in the progressive present tense. (We are writing to you because....)	Consolidation of previously taught skills.	
Year 2 Spelling						